



**YOUR VISION  
OUR MACHINES**



**PANEL SAW**  
**Elite 35PS**

**AMUZMA<sup>®</sup>**



**AMUZMA Elite 35PS Panel Saw**

The AMUZMA Elite 35PS is a high-performance panel saw built for large-scale precision. Featuring a standard 3200 mm sliding beam, an expansive 1250 mm rip capacity, and a powerful 5 kW main motor, it easily handles demanding sheet sizing jobs. With its heavy-duty dual-blade system (350 mm main / 0.75 kW scoring) and options for motorized controls, this robust machine delivers flawless, chip-free cuts for high-output professional woodworking.

## SPECIFICATIONS

Main Blade Diameter	350 mm	Blade Tilting	
Main Blade Speed	4000 rpm	<input checked="" type="checkbox"/> Standard	Manual Tilting
Scoring Blade Diameter	120 mm	<input type="checkbox"/> Option	Motor Tilting
Scoring Blade Speed	8000 rpm	Table Size	800x470mm/800x820mm
Blade Tilt	0-45°	Dust Extraction Outlet	120mm
Max Depth of Cut @ 45°	67 mm	Main Motor Output	
Max Depth of Cut @ 90°	90 mm	3*380V	5kW
Max Rip Capacity	1250 mm	Scoring Motor Output	0.75kW SI
Sliding Beam Size		Angle Cutting Device	940x150x1500 mm 4/4.5 kgs
<input checked="" type="checkbox"/> Standard	3200x375 mm	Optional accessories	
<input type="checkbox"/> Option	2200/2600/3800x375 mm	Simple Guard	
Sliding Beam Cutting Capacity		CE Over Head Saw Guard	
<input checked="" type="checkbox"/> Standard	3200 mm	Net/Gross Weight	561/680kgs
<input type="checkbox"/> Option	2200/2600/3800 mm	Package size	
Blade Rising		Wood box	2300 X 1160 X 1160/3615x480x210 mm
<input checked="" type="checkbox"/> Standard	Manual Rised	Dimensions	
<input type="checkbox"/> Option	Motor Rised	L x W x H	6700 x 4450 x 1350mm

Standard Equipment     Optional Equipment


## ACCESSORIES



Scoring Blade Adjustment Controls



Outrigger Table and Crosscut Fence

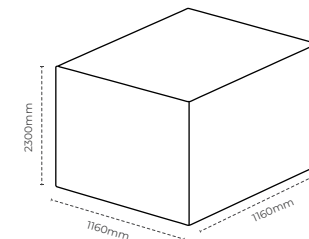
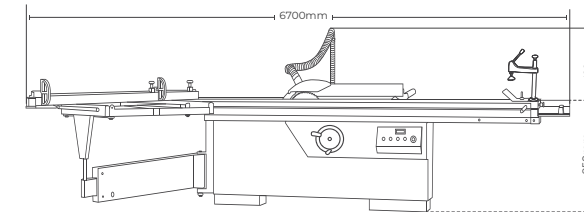
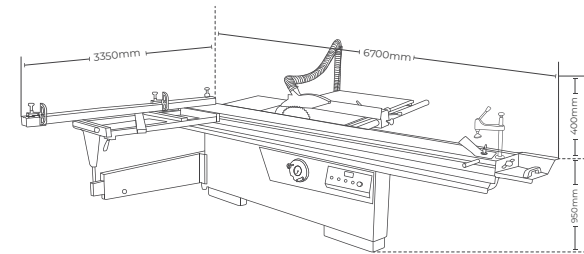


Sliding Table Push Handle



Cutting Unit, Guard Assembly

## DIMENSIONS



## Contact Us

 +971 45478088

 +971 50 857 6840

 [info@amuzmamachinery.com](mailto:info@amuzmamachinery.com)

 [www.amuzmamachinery.com](http://www.amuzmamachinery.com)

 Ras Al Khor, Industrial Area 2,  
United Arab Emirates



Website



Contact Us