


Forte 40PA

AMUZMA[®]



**YOUR VISION,
OUR MACHINES**



Panel Saw

Forte 40PA




Heavy-Duty Precision

The FORTE 40PL is a powerful 16" panel saw built for medium workshops and growing production lines. With a 3200mm cutting capacity, it delivers smooth, accurate cuts on MDF, plywood, laminates, and hardwood. Engineered with industrial-grade components, it offers outstanding stability, durability, and precision—perfect for consistent professional results.

Specification

Dimensions Sliding Table	3200 435 mm
Gross Cut Capacity	3200 mm
Width of cut between saw blade and rip fence	3200 mm
Saw Blade	400 mm (250-600)
Height of Cut 300mm	80 mm
Speed of main Saw Blade	4500/6000 rpm
Spindle Diameter	30 mm
Tiling Saw Blade	45°
Main Motor	5.5 kw
Scoring Saw Blade	120 mm
Speed of Scoring Saw Blade	8500 r/min
Spindle of scoring saw	20 mm
Motor	1.1 kw
Net weight	800 kg
Gross weight (wooden packing case)	850 kg
Dimensions	
Height	3300 mm
Length	3250mm
Width	900mm




Follow us
@amuzmamachinery



Contact us:

For more info:

 +971 50 857 6840

 www.amuzmamachinery.com
Info@amuzmamachinery.com

 **Head Office:**
Ras Al Khor Industrial Area 2,
Dubai - United Arab Emirates



Whatsapp



Website